



Shipping & Mailing
Outbound and Inbound Package Management

SendSuite® Live

Version 7.1.06 Software Release Notes

Headline Enhancements

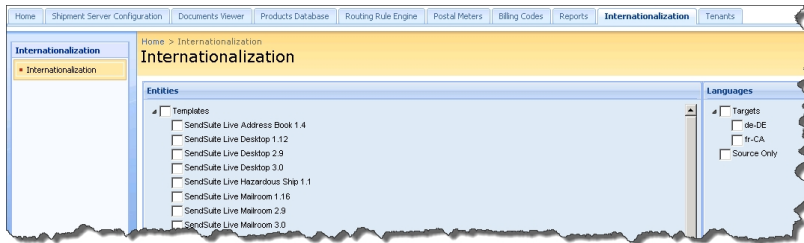
This section describes the major new features or enhancements that are included in this release.

Merge of Controlled Release into Mainline Release

Successful controlled release patches have been merged with the mainline release. Some project templates' version numbering has been updated for synchronization purposes: refer to the Project Template Changes section.

Added Support for Languages

The product has been modified to support language translations.



Refer to the Project Template Changes section.

Reviewed Project Templates Design

Reviewed project templates layout. Buttons and labels have been expanded to allow other languages to fit better.

Also refer to the Project Template Changes section.

Support for German DHL

DHL DE API has been implemented for shipping from German locations.

The following services have been added:

DHL Weltpaket

DHL Europaket

DHL Paket

The following special services have been added:

Insurance

Premium delivery

Direct Signature (ID-check)

The following carrier package types have been implemented:

Customer Packaging

Also refer to the XML Schema Changes section.

Addition of German Customs Documents

The following documents have been added for German users:

The EU Commercial Invoice

The EU Proforma Invoice

Movement Certificate

Additionally, the template will now detect a German user and adapt displayed information to the country specifics, replacing the US-specific AES with ATLAS – the European customs administration system. The user will now be able to enter the Movement Reference Number (MRN) when shipping with SendSuite Live.

IMPORTANT! The application does not provide full ATLAS integration functionality.

The screenshot displays a web form for international shipping documentation. The form is organized into several sections:

- Versandanforderung** (Shipping Request)
- Versanddetails** (Shipping Details)
- Einfacher Versand** (Simple Shipping)
- Paket- und Einzelpositionen** (Package and Item Positions)
- Rechnungs- und weitere Informationen** (Invoice and other information)
- International** (International shipping section)

The 'International' section is divided into three main columns:

- Zollrechnung an** (Customs Declaration to): Includes fields for 'Vorbezahlt' (Prepaid), 'Zollrechnung an' (to), 'Unternehmen' (Company), 'Adresse' (Address), 'Ort' (City), 'Bundesland / Provinz / Staat' (State/Province/Country), 'PLZ' (Postal Code), 'Land' (Country), 'Kontonummer' (Account Number), and 'Fedex-Buchungsnummer' (Fedex Booking Number).
- Vorkauf an** (Purchase Order to): Includes fields for 'Vorkauf an' (Purchase Order to), 'Unternehmen' (Company), 'Adresse' (Address), 'Ort' (City), 'Bundesland / Provinz / St...' (State/Province/Country), 'PLZ' (Postal Code), 'Land' (Country), and 'Telefonnummer' (Phone Number).
- Rechnung und Bedingungen** (Invoice and Conditions): Includes 'Lieferbedingungen' (Delivery Conditions) with a dropdown set to 'Andere' (Other), 'Kontonummer' (Account Number), 'Zollrechnungsart' (Customs Declaration Type) with a dropdown set to 'Handelsrechnung' (Commercial Invoice), 'Kopien' (Copies), and 'Transportreferenz' (Transport Reference).

A vertical label 'ATLAS' is positioned between the second and third columns.

Also refer to the XML Schema Changes section.

Added International Documentation Outputs

All hard-coded rules for labels and documents in the Shipment Server code base have been moved to the database. This gives the flexibility to create any number and any combination of rules without the necessity to change the code.

Support for Spectrum International Address Validation

Spectrum International Address Validation is now available for customers located in the EU (European Union). This service standardizes and validates addresses using postal authority address data. It corrects information and format addresses into the format preferred by the applicable postal authority. It also adds missing postal information, such as postal code, city name, state/province, etc.

Additionally, the service indicates the level of confidence in the returned address, and the level to which the validated address matches available reference data, i.e. PO Box number, street, premises. Results can be filtered out based upon the degree of accuracy that a user wants to achieve.

Spectrum International Address Validation requires a setup similar to carrier setup. For more information, see: [Setting up Spectrum International Address Validation](#)

For project settings details, see: *Configuring Project Settings for Generation 2 Projects*

Also refer to the Project Template changes section.

Support for German DPD Carrier

A new carrier has been added for German users. DPD supports Ship, Track, Pickup and Returns.

Additionally, support for Return Requests with collection has been added. By using this method (DeliveryMethod 5), users can schedule a date and time window for collection and return (no label is provided in this instance).



Also refer to the XML Schema Changes section.

Support for German UPS API

UPS API interface now supports shipping from Germany.

Support for German DHL International

DHL International now supports shipping from Germany. Accordingly, shipment validation has been added for DHL when using a German user, displaying an error message when the location of the shipper or receiver is not compatible with the user's chosen service.

Additionally, Time In Transit functionality has been added and any DHL shipment will now provide an expected delivery date and time.

Support for UPS Consolidated UK

Added a new carrier (UPS Consolidated UK) supporting shipping within and from the United Kingdom.

Support for TNT Express UK

Added a new carrier (TNT Express UK) supporting shipping within and from the United Kingdom.

Added Support for Disposition Method for Pending and Group Ship Requests

Disposition Method special service has been added to the Pending table for Rate and Ship Requests. This can only be used via Blackbox API.

Also refer to the [XML Schema Changes](#) section.

Expanded List Response Schema

Amended Pierbridge List Response to include SupportEOD and SupportShipToHold elements.

Refer to the [XML Schema Changes](#) section.

Addition of FedEx Web Services Location API

A new Carrier Function, "Carrier Location Search", has been added for FedEx Web Services. The function allows the users to get the information such as locations, services, opening hours, latest drop-offs, etc. available to a carrier in a given area by supplying the address details in the search field.

A new complete schema "Pierbridge Carrier Location Search" has been added to accommodate for the above changes.

Support for Location Cut-off Functionality

Location Cut-off Lookup allowing a user to find collection cut-off time based on a given full postal code has been implemented for FedEx Web Services.

A new complete schema "Pierbridge Location CutOff Lookup" has been added to accommodate for the above changes.

Support for UK Address Validation for FedEx Web Services

Added support for Address Validation with FedEx Web Services. This functionality is only supported for UK addresses at present.

Refer to the [XML Schema Changes](#) section.

For more schema details, see: Developer's Blackbox Toolkit

Expanded List Schema to Return a List of Carrier Supported Outputs Details

A new element 'CarrierSupportedOutputs' has been added to the Pierbridge List Request and Response, which will return a list of the supported output types for each carrier currently enabled for the username provided. The list will include the output item type, format, output device and stock size supported by Shipment Server for the carrier.

Refer to the [XML Schema Changes](#) section.

Eliminated Duplicate Package Event Icons from Generation 2 Unified View Project Template

A change has been made to the status icon display in the Unified View template. Status images for Generated and Processed will no longer be displayed, and have been replaced by the existing icons for Created and Shipped.

Support for Tracking with TNT Express UK

Tracking function has been added for TNT Express UK.

Support for IOP First Class 4x2 Label

Added support for new IOP 4x2 indicia label valid only with First Class letters. The label displays a postage value, it does not include recipient's name and address details. 4x2 label will be automatically selected and printed upon using the First Class carrier service and the Letter package type.

IMPORTANT! Currently, it is not possible to switch between 4x2 and 4x6 labels when using a continuous stock. This feature is a work in progress, and will be introduced in the upcoming release.

e-Certified & ERR. Support for Processing Shipments without Cost Centers

Added a new project setting “Process E-Certified Without Cost Center”, which works as follows:

For e-Certified: if set to “True” AND the “Enable eCertified Mail” project setting is set to “True”, the “electronic certified shipment” check box on Generation 2 Desktop and Mailroom is enabled, and entering a Cost Center in Generation 2 Desktop is not necessary.

For ERR: if set to “True”, entering a Cost Center in Generation 2 Desktop is not necessary.

The existing functionality has been retained, and if the system detects the “Electronic Certified” account type (ID=3), then the e-Certified shipment will be successfully processed.

TIP: In the case of having multiple carrier permissions for one user or profile, we recommended that you have the carrier permissions record configured with the Normal account type set as default.

Also refer to the [Project Template Changes](#) section.

IMPORTANT! Be aware that ConnectShip has recently discontinued Legacy with 6 Digit Mailer ID.

Postal Meter. Decoupled Cost Centers

Two project settings have been added to accommodate decoupling cost centers from manual meters:

“Decouple Cost Center For Manual Meter”. When “True”, allow trip the meter/request a label without using a cost center. This functionality can only be used with cost center type 5 (Delivery Confirmation) and USPS Server.

“Meter Mode Shipment Checked”. When “True”, permanently select the “trip meter” and “request label” check boxes.

The previous functionality has been retained, hence using the Delivery Confirmation Cost Center will always trip the meter. Consequentially, if “Decouple Cost Center For Manual Meter” is set to “True”, and you use the Delivery Confirmation Cost Center, the “trip meter” or “request label” check boxes will appear on a template selected and greyed out.

Also refer to the [XML Schema Changes](#) section and the [Project Template Changes](#) section.

Cost Centers. Added Ability to Disable Cost Centers

The following changes and amendments have been added to accommodate disabling cost centers:

Added “Enabled” check box to Cost Centers screen in Shipping Administration allowing for enabling or disabling a given cost center. By default, all existing cost centres will now be disabled, whereas all newly created cost centers will be enabled.

Disabled Cost Centers will not show on a project template, and will serve only for reporting purposes.

Amended the “Cost Center Default Value” project setting allowing to create a default cost center. If a default value is set in the project setting, it will display in a project template on load.

Also refer to the [Project Template Changes](#), the [XML Schema Changes](#) and the [Possible Breaking Changes](#) section.

FedEx Server. Changes to End of Day to Extend Support for Shipping without a Shipping Key

Support for shipping with FedEx Server without a Shipping Key (Meter Number) which was introduced in the previous patch release (7.1.02) has been extended to include the End of Day task.

It is now possible to close out FSMS shipments without supplying a shipping key in the request, and providing FedEx Server account number instead.

IMPORTANT! If you want the End of Day process to succeed, the account used for close-out must not be associated with more than one meter number.

Blackbox API. Added New Elements to the EndOfDayGet Request

The EndOfDayGet Request has been modified to accommodate new elements allowing for automatic commencement of the End of Day process.

A new element "AutoStart", if set to "True", will start the End of Day process automatically for a given carrier, configured in the Carrier element, and a given date, configured in the StartDate element.

For AutoStart to work correctly, the following conditions must be met:

NumberofDays must be set to "1"

StartDate must be provided

Carrier must have a value

If an Identifier is not provided, an automatic End of Day List Request will be processed, and as a result if the required carrier and a correct date is found in the Response, an automatic start of the End of Day will be triggered. In the case of multiple results being returned in the response, an error message will appear asking for the Identifier to be set.

Additionally, added a new tenant-level server setting "End Of Day Get AutoStart Interval (mins)" which determines the minimum interval between days auto-closing can be performed. This value should always exceed the longest running end of day. Regardless of whether auto-close is enabled or not, EndOfDayGet will add an EndOfDayActionRequest and return a standard EndOfDayGetResponse.

Also refer to the [XML Schema Changes](#) section.

Hazardous Templates. Support for Package-Level Hazardous Templates

Added ability to save each line item as an editable shipping template. To accommodate this change the "Product Templates Manager" button has been added to each generated package in Generation 2 Hazardous Ship project template.

Also, refer to the [XML Schema Changes](#) and the [Project Template Changes](#) section.

Custom Rate Engine. Added Ability to Pass Time and Date in Response

Changes to Custom Rate Engine Toolkit to include new element "DeliveryTime" returned in Pierbridge Rate Response. This will populate the Commitment Level field.

Additionally, SmartShop JOC has been amended to correct the handling of Commitment Level time.

Also refer to the [XML Schema Changes](#) section.

USPS. Changed Method of Payment for ERR and eCertified Shipment

Amended the USPS Delivery Confirmation upload file (version 1.6, for IMPB only) to identify when a meter has been used for ERR or eCertified shipments. This will now works as follows:

When a meter has been used, position 285 - 286 of the Details Line 1 Row for each shipment will show '06' (Other Meter), and position 292 - 311 will display the meter serial number used for the shipment.

When Postage mode is used, position 285 - 286 of the Details Line 1 Row for each shipment will show '04' (PC Postage), and position 292 - 311 will display blank spaces.

Active Reports. Support for Commercial Invoice with a UK Origin

Added a new document type "Commercial Invoice (UK)" which allows for generating a commercial invoice for international shipments sent form the UK.

FedEx Web Services. Extended Address Validation to Handle US Addresses

Extended FedEx Web Services Address Validation to work with US and International addresses (where country lookup is supported).

Support for Carton Configuration

Added ability to configure carton details in Shipping Administrator and via API. A user can now set a default carton used for shipping, determining its dimensions, weight, reference code and description.

SHIPPING ADMINISTRATOR

A new section "Carton Configuration" has been added in the Reference Data section.

BLACKBOX API

Extended the Type element in the List Request to accept a new value "CartonConfiguration" which returns in the Reponse details of all carton configuration in the database.

Also refer to the following sections in this document: [XML Schema Changes](#)

Blackbox API. Add Orders To ShipmentQuery Response

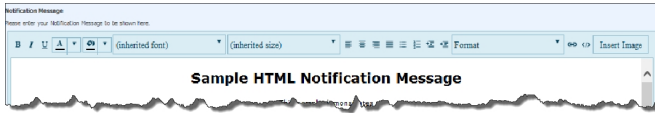
The ability to return the orders associated with a shipment has been added to the Shipment Query transaction. A new <Orders> block has been added to this response which contains all the details regarding an order.

No packing or pick list information is returned in this response.

Also refer to the following sections in this document: [XML Schema Changes](#)

Projects Login Screen. Support for Notification Messages

Added the ability to display notification messages (text and images) on the Projects Login screen. The Notification Messages editor is now available in Shipping Administrator to compose messages and include images.



For more details on notification message configuration, see: [Setting up Notification Messages](#). This is a new guide.

FedEx Server, FedEx Web Services. Support for Non-Standard Container with FedEx Ground

Added ability to ship a non-standard container type using a Ground service with FedEx Server and FedEx Web Services. To accommodate this change, an “option” button containing a list of non-standard containers as per FedEx specifications has been added at a package-level in the Parcel and Line Items section of Generation 2 project templates.

In the case of FedEx Web Services using a Ground service, you do not have to select an admissible packaging type after using the “option” button. Web Services does not require this. You only have to indicate that you are shipping using a non-standard container by ticking the check box that appears.

Internationalization. Updated German Translation Files

Updated German translation files are included in this release.

Generation 1 and 2 View Project Templates. Support for Pagination and Archiving

Generation 1 and Generation 2 View project templates have been modified to support pagination. It is now possible to control the number of items displayed per page. Also, the following new JOC controls have been added to Generation 2 View project template:

“Proof of Delivery Document Viewer”. This control displays the Bulk Proof of Delivery (BPOD) information

“Batch Tracking Status Viewer”. This control is used to display package history information.

Additionally, new Generation 1 Archive View and Generation 2 Archive View templates have been created to store the following archived elements:

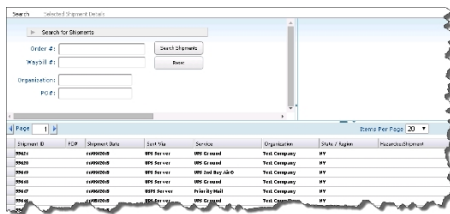
shipments

packages

orders

contents

payers



Generation 2 Archive View Project Template

Also refer to the following sections in this document: Project Templates Changes, [XML Schema Changes](#)

ICS Courier. Rating Change. Added Support for Packages over 30KG and Corrected Application of Multi-Package Consolidation Fee

Rates and overweight fees for packages over 30KG are now supported.

The multi-package consolidation fee is now applied to the number of packages minus one.

Support Items

This section includes items that have been raised via Support and escalated to Development for resolution within this release.

Updated OnTrac Tracking Response Handling

The following issues have been resolved when tracking for the OnTrac carrier:

- detecting the delivery status
- DateOccured and the TimeLog always had identical values

Additionally, the "Location" details are now stored in the Package History table for OnTrac shipments. This value is stored as either the City, State and Zip, if the appropriate event have been provided, or the Facility name, if provided.

Added Defensive Logic To Carrier Reports

A number of stored procedures have been corrected to resolve "Subquery returned more than 1 value" errors. The reports affected by this change are:

- Carrier Performance Analysis Detail
- Carrier Performance Analysis Summary

Corrected Expired Task Handling in the Task Agent Service

An error has been corrected with the Task Agent service where the expired tasks (ones which have reached the end date) would cause the service to fail when starting.

Added Missing Elements to FedEx freight Bill of Lading

A number of missing fields have been populated on the FedEx BOL and VICS BOL. The following fields have been added and will now be populated:

- Description of the Articles: this is populated via the Packages/Package/ContentDescription
- Accessorials for Liftgate Pick, Inside Pickup, etc.
- Special Instructions: this is populated via ShippingNotes.

Note

FedEx do not currently offer a way to populate the NMFC Item# column of the BOL.

Corrected PDF Label Printing for Aramex

An issue has been corrected whereby Aramex PDF labels would not be generated even though they were correctly setup.

For outputs setup details, see: Setting up Aramex

Fixed Issue with USPS Postage Commercial Plus 1st Class Package over 15 Ounces

Resolved an issue with rates being rounded in the USPS Postage (Endicia) Ship Request.

Note

The Rate Request is unaffected by this change as it was working as expected.

Generation 2 Desktop. Fixed Issue with Processing All Favorite Shipments and Requisitions as Bulk Lists

An issue has been corrected in Generation 2 Desktop project template whereby recalling saved items such as favorites and existing requisitions would automatically switch the shipment to be processed as the first bulk list.

Refer to the [Project Template Changes](#) section.

ERR Coversheets. Changed Ordering of Address Lines

The ordering of the address lines on all three sizes of ERR coversheets has been changed to switch the “Name or Attention” field with the “Company” field. The new order has been applied to both address blocks, sender and receiver, and is presented as follows:

- Name or Attention
- Company
- Delivery address
- City, State, ZIP Code

Also refer to the [Possible Breaking Changes](#) section.

AES EEI. EEI Request Using Incorrect Value

Fixed issue with an individual item rather than the whole line value being submitted in the EEI to AES.

Carrier Activity Report. Removed Voids

Fixed issue with stored procedures returning data to the Carrier Activity report, which will no longer display voided items.

Address Book. Fixed Issue with Importing Contacts to a New Bulk List

Fixed issue with importing contact details to a new bulk list in Generation 2 Address Book.

DHL Server. Support for Detail Manifest

Added a new document type “DHL Server Detail Manifest” for DHL Server (ConnectShip). The document can be produced during the End of Day process, and displays detailed information such as package weight, package address details, etc.

Note

This document is an addition to an already existing summary manifest and must be configured separately in Shipping Administration in order to be produced.

For more details on output configuration, see: [Setup DHL Server](#)

ERR. Fixed Issue with Multiple Coversheets Displaying in Document Viewer for Cloned Shipments

Fixed an issue with ERR shipments generating multiple coversheets.

Urban Express. Corrected Ship Request

An issue has been corrected whereby an "Id" element contained with the carrier request would cause the request to fail.

Duty, Billing, Terms of Sale. Improved Support for International Rate Shopping

International Duty and Terms of Sale elements have been added to RateShop Request to support billing, duty and term elements passing to each rate. Support for these features has been extended to project templates which have been modified to map the new elements. Additionally, added the ability to use billing, duty and term defaults (i.e. blank), and as such, if the billing type, duty payer type or terms controls are left blank, the system will use default settings configurable in the International Defaults screen in Shipping Administration.

A minor fix to Ontrac optional fields in the client request has also been done as part of this update.

Also refer to the following sections in this document: Project Templates Changes, XML Schema Changes

For more details on RateShop schema, see: [Developer's Blackbox Toolkit](#)

Projects Login Screen. Fixed Issue for Users with Names Containing an Apostrophe

Resolved an issue whereby a user with a single quote (') character in their name could not log in correctly to the Project Login screen. They did not see the projects and groups associated with their user name.

Generation 2 Templates. Corrected Loading Issue when User Record Contains JSON-Reserved Characters

Resolved an issue with Generation 2 project templates not loading when a user record contains JSON formatting characters (e.g. double quotes, etc.).

Shipment Server XML Processor. Corrected XML Response to Always be Returned

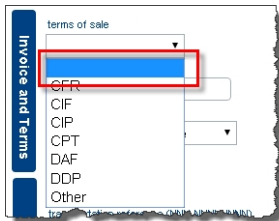
To improve the XML processor's performance, the following scenarios are now logged as part of PierbridgeError schema, and returned in diagnostics logs:

- Empty requests
- Invalid xml (i.e. badly formatted)
- Unknown transactions
- Too many clients trying to connect on workstation installation (the current maximum number is 3)

Above mentioned issues will now be logged as "unknown" in the diagnostics logs.

Generation 2 Mailroom. Terms of Sale not Being Used

Resolved an issue with Generation 2 project templates not using the terms of sale previously configured in International Defaults. To address this issue, a new blank value has been added to the "Terms of Sale" dropdown in Generation 2 project templates. When selected while shipping internationally, this value will use the terms of sale configured in Shipment Server.



Also refer to the following sections in this document: Project Templates Changes

Breaking Change for Custom Branding Users

This patch will revert all custom styling back to the product defaults. If you have applied custom branding via a custom-brand.less file, you must follow the steps given here to preserve and then reapply your custom branding.

Before Upgrading

Copy your custom-brand.less file to a safe location, for example, your desktop. By default, it is located here:

[Installation Location]\Configuration\Resources\Styles\general\brands\custom-brand.less

Apply the Upgrade to SendSuite Live

After Upgrading

1. Copy the following text and save it as a .cmd file:

```
cd "C:\Program Files (x86)\Mark Legendijk\WinLess\node_modules\bin"
```

```
cls
```

```
cmd /c "lessc "C:\Program Files (x86)\Sendsuite Live\Configuration\Resources\Styles\general\Styles.less"  
"C:\Program Files (x86)\Sendsuite Live\Configuration\Resources\Styles\Styles.css" "--clean-css""
```

```
cmd /c "lessc "C:\Program Files (x86)\Sendsuite Live\Configuration\Resources\Styles\general\Styles-Legacy.less"  
"C:\Program Files (x86)\Sendsuite Live\Projects Server\Web Site\Projects\Styles.css" "--clean-css""
```

```
cmd /c "lessc "C:\Program Files (x86)\Sendsuite Live\Configuration\Resources\Styles\general\Main.less"  
"C:\Program Files (x86)\Sendsuite Live\Configuration\Resources\Styles\main.css" "--clean-css""
```

```
cmd /c "lessc "C:\Program Files (x86)\Sendsuite Live\Configuration\Resources\Styles\htc\default-theme.less"  
"C:\Program Files (x86)\Sendsuite Live\Configuration\Resources\Styles\htc\css\default-theme.css" "--clean-css""
```

```
cmd /c "lessc "C:\Program Files (x86)\Sendsuite Live\Configuration\Resources\Styles\themes\theme-control.less"  
"C:\Program Files (x86)\Sendsuite Live\Configuration\Resources\Styles\themes\css\theme-control.css" "--clean-  
css""
```

```
cmd /c "lessc "C:\Program Files (x86)\Sendsuite Live\Configuration\Resources\Styles\line items  
layouts\leftMenuLayout.less" "C:\Program Files (x86)\Sendsuite  
Live\Configuration\Resources\Styles\leftMenuLayout.css" "--clean-css""
```

```
cmd /c "lessc "C:\Program Files (x86)\Sendsuite Live\Configuration\Resources\Styles\line items  
layouts\topMenuLayout.less" "C:\Program Files (x86)\Sendsuite  
Live\Configuration\Resources\Styles\topMenuLayout.css" "--clean-css""
```

```
cmd /c "lessc "C:\Program Files (x86)\Sendsuite Live\Configuration\Resources\Styles\general\zebra-  
datepicker.less" "C:\Program Files (x86)\Sendsuite Live\Configuration\Resources\Frameworks\jquery.zebra_  
datepicker\css\zebra_datepicker.css" "--clean-css""
```

2. Open your .cmd file in a text editor and change all the paths to reflect where your WinLess and SendSuite Live are installed.

3. Copy your backup custom-brand.less file back into its original location. We recommend that you keep the backup copy until your branding has been successfully restored.
4. Open the default-brand.less file in a text editor and scroll to the last line. It will look like this:
`//@import "custom-brand.less"; //Custom Brands Library`
5. Uncomment this line so that it looks like this:
`@import "custom-brand.less"; //Custom Brands Library`
6. Run the .cmd file.
7. Reset IIS.

Project Login Screen Notification Messages. Allow Hyperlinks to Open in a New Browser Window

The HTML sanitization applied to notification messages now allows hyperlinks to target a new browser window. Previously, such HTML requests were ignored and the linked content always opened in the existing browser window.

View Templates. Resolved Issue of Extra Label Being Printed

Resolved an issue whereby two labels were printed instead of one. The following updated template versions are included in this release: SendSuite Live Archive View 2.0, SendSuite Live View 2.9 and SendSuite Live View 3.0. This issue only existed in the previous version of these template.

See the Project Template Changes section for details on all template changes in this release.

Other Changes

Fixed Issue with Processing eRR Requisitions in Generation 1 Mailroom Project Templates

Resolved an issue with selecting the Document dropdown when loading an ERR requisition.

Also refer to the [Project Template Changes](#) section.

Fixed Display Issues with Generation 2 Mailroom Project Template

A new Mailroom project template has been issued to address the following:

- Fixed an issue with text boxes remaining grayed out after processing a bulk list requisition.
- Fixed an issue with incorrect icons being displayed in the Chargebacks pane when processing a bulk list requisition.

Also refer to the [Project Template Changes](#) section.

Fixed Issue with the Shipment Summary Section in Generation 2 Desktop Project Template

Resolved an issue with the letter “t” appearing in the Shipment Summary section in Generation 2 Desktop project template.

Refer to the [Project Template Changes](#) section.

Enhancements to Order Lookup Functionality for Generation 2 Hazardous Ship Project Template

The following enhancements have been applied to Generation 2 Hazardous Ship project template:

- Added a new property “HazardousBtn” to Parcel Line Item Entry with Hazardous JOC which, if set to “True”, indicates whether Product Lookup contains additional hazardous information (if it does, the “Add Hazardous Item” button is highlighted blue).
- Extended Shipping with Other Good functionality to display Item Description from Shipping Order Line Items table for items that are not listed in the Products table in the database.

Refer to the [Project Template Changes](#) section

For more information on the JOC property, see: [JavaScript Object Component \(JOC\) Catalog](#)

Minor Corrections to XML Schemas

A number of schemas have been corrected to remove legacy nodes and ensure consistency over some of the elements used.

Refer to the [XML Schema Changes](#) section.

For more information on schema elements, see: [Developer’s Blackbox Toolkit](#)

Removed Thousands Separator Comma From Rates in Client Response

Removed commas as a thousands’ separator in charges nodes within the client response.

Corrected Alternate Rating URI Direction

An issue has been corrected when detecting the URI to use (live or test) when using the Alternative rating engine for CTSI.

Fixed Issue with Commercial Invoice Configuration Failing Domestic Shipments

Resolved an issue with domestic shipments failing either a "Commercial Invoice" or a "Proforma Invoice", if set up for the FedEx carrier. This issue has now been corrected and both documents will only be requested from FedEx for shipments which are international.

Fixed Issue with Test XML Client Truncating Pasted Text

The maximum number of characters that are allowed to be pasted in the Test XML Client tool has been increased to the maximum integer value of 2,147,483,647.

Fixed Issue with Manifesting Shipments to the Transportation Cloud

The manifest delivery task has been extended by the addition of new logging (request and response) and the addition of any failure message from the server. Also, the cloud server has been updated so that transactions either work or fail. In the case of failure, no shipments will be manifested on the server and the error must be corrected on the client to resolve. Additional logging has been added to the cloud server to pin-point the failure area (e.g. database).

Rate & Ship. Extend Rate and Ship Package Level Validation to Packaging Types

Validation in both Rate and Ship now includes the packaging type. This ensures that the given package types are correct for a carrier service. For example, it will prevent a FedEx packaging type being associated with a UPS service. You can disable this by turning off validation at the server level (server option "Validation") or in the transaction via Blackbox API.

Also refer to the [XML Schema Changes](#) section.

Carrier Configuration Screen. Fixed Issue with InvoiceCarrierService IDs Being Set to NULL

Corrected an issue with InvoiceCarrierService IDs being set to empty (NULL) whenever a carrier record was saved. This affected all carriers in the database and not just the carrier being saved.

Saving a carrier record will not damage the InvoiceCarrierService IDs of any carrier, unless the Invoice Carrier has been changed by the user during the carrier edit.

FedEx Web Services. Added Missing Meter/Account Number Error Message

Added checking to Shipment Server when using FedEx Web Services. A more user friendly error will appear if the meter number (shipping key) or the account number is incorrectly configured.

Routing Rules. Changes to Ensure Carrier Services List is Correctly Filtered

In Shipping Administration's Routing Rules screen, the carrier services list is now filtered correctly. Previously it was populated with all services making selection difficult.

FSMS. Corrected Logging with a Connector and Added Residential to Ship Release Request

Fixed an issue with Ship Release transaction with FSMS failing when shipping to residential addresses. Additionally, corrected Socket Transmit event to show the full request to FSMS.

RateShop. Fixed ArgumentOutOfRangeException Error

Corrected a rate failing error with the RateShop transaction not returning the "Status" block, if using the FilterMode (Cheapest).

XML Client. Fixed Windows Authentication Mode

Amended XML Client to work correctly with Windows authentication mode. Additionally, fixed the error occurring when clicking the "Save" button on the response form.

UPS Consolidated. Support for Verbal Confirmation

Support for the Verbal Confirmation special service, which is already supported by UPS API, has been expanded for UPS Consolidated (ConnectShip).

Carrier and Carrier Selection HTC has been accommodated with the new special service.

FSMS. Prevented Duplicate ShipmentIdentifier Values from Being Generated

The following amendments have been applied to ensure that the generated ShipmentIdentifier values are unique, and resolve issues with transactions rapidly processed via multiple concurrent requests:

1. **IMPROVED CURRENT FUNCTIONALITY:**

The identifier will now be generated using a random number that is seeded using the current system time

2. **LOAD BALANCING ENVIRONMENT CHANGES:**

A new account level setting, "Shipment Identifier Range", has been added to Number Ranges. If set, the number range will be used for all shipments with that account, thus ensuring that even with load balanced environments, the identifier will be unique. If no value is set within the account, then the default shipment identifier is generated (as defined in point 1)

IMPORTANT!

Shipment Identifier should not be longer than 10 characters, and the End value must not exceed 999999999.

End of Day. Fixed Proxy Server Usage for Regional Carriers

An issue has been corrected whereby the web proxy (if configured) was not being used for all region carrier end of day operations. This caused manifests and other documentation to not be available within the application.

FedEx Server. Fixed Email Notification Address Fields

Fixed an issue with the email notification address fields sent to FedEx Server incorrectly repeating in blocks, if the number of addresses submitted was greater than 3. The field, when used with FedEx Server, is limited to 3, and as such, following this update, a maximum number of 3 email addresses will only be accepted.

Document, Label Request. Added Output GUID to Allow Reprinting

Corrected rules relating to the generation of all documents handled by PierbridgeDocument and PierbridgeLabel requests such as Standalone Documents 1-10 and Conditional Custom Label 1-3. Additionally, GUID for the output generated by a PierbridgeDocument request will now be returned to allow the output to be reprinted at a later date without having to re-generate the document.

This update contains the following additional changes:

- Revised "Output Rules Engine" logging: the folders with improved description will now be held within each transaction (e.g. Ship) to facilitate debugging.
- Moved the "OutputOverrides" node in both Ship and Return into the already existing Outputs/Output block. This change is backward compatible and will not affect working functionality.

Also refer to the [Possible Breaking Changes](#) section.

Active Reports. Fixed Display Issues when Exporting to Word or Excel

Resolved an issue whereby exporting an Active Report (e.g. Delivery Variance) to Word or Excel format caused display problems.

Also refer to the following sections in this document: [Possible Breaking Changes](#)

DHL International API. Support for Email Notification

Added support for the EmailNotification special service with DHL International API.

IF USED VIA API:

This can be set using the PierbridgeShipRequest/Packages/Package/EmailNotification request element which will send an email notification to the recipient when the shipment is processed.

A message can be set by placing text into the following element (maximum of 250 characters):

PierbridgeShipRequest/Notifications/ShipmentNotificationDetail/Body

If this node is missing or empty, a default message is used.

IF USED VIA PROJECT TEMPLATE:

The Email Notification check box can be selected in the Carrier and Special Service section when choosing DHL International as a carrier.

ERR. Fixed Script Error when Shipping with CA User in Generation 2 Desktop

Corrected Generation 2 Desktop project template to disable the "certified mail err shipment" and "electronic certified shipment" check boxes whenever USPS Server or USPS Postage are not being used for shipping.

Also refer to the following sections in this document: Project Templates Changes

eCertified. Improved Account Selection

Corrected rating functionality when shipping with USPS Server using ERR or eCertified-specific Cost Centers or a postal meter, which are now included in a rate estimation.

To accommodate this change, new schema elements have been added to Rate Request (costID, code).

Also refer to the following sections in this document: Project Templates Changes, [XML Schema Changes](#)

MajorWeight. Modified Parcel and Line Items Weight

Resolved an issue with the weight not being sent correctly in the Carrier request. Potentially, this could have allowed weight limits to be breached.

Active Reports. Support for Printing in Raw Format

Added the ability to print Active Reports in raw format, which preserves colors. This update results in the following changes:

1. All existing output records that have “ActiveReports” configured as a printer type, will now automatically change into “Windows”, and as such retain previous behavior:
 - A report will be converted into an image and as such will lose colors when printed out.
 - A report will need resizing.
 - A default printer must be configured in Shipping Administrator
2. When using the “ActiveReports” printer type, the following behavior is expected:
 - Active Reports printing engine will be used to print a report.
 - A report will print in color.
 - Resizing is not possible but redundant, since the correct paper size will be applied.

Also refer to the following sections in this document: Possible Breaking Changes

UPS SurePost, FedEx. Corrected Storing of COD Return Tracking Number

The following changes have been applied as part of this update:

- The tracking number associated with a FedEx COD shipment is now stored in the database under the CODPackageReference column in the Packages table, and is now correctly returned in the CODWayBillNumber number response element.
- The USPS tracking number generated when using UPS SurePost via the UPS Consolidated module is now stored within the database under the PackageReference2 database column, and is now returned in the WayBillNumber2 response element.

Also refer to the following sections in this document: Possible Breaking Changes, XML Schema Changes

UPS Consolidated. Support for 4" Smart Labels

Added support for the new UPS 4" Smart Labels (4 x 6 and 4 x 4.25) when used with UPS Consolidated (ConnectShip). A new stock type "Thermal 4 x 4.25" has been added for this.

IMPORTANT!

Due to ConnectShip limitations, when shipping to certain destinations (e.g. Puerto Rico) a black square is printed over the label. This issue has been reported to ConnectShip as a defect.

FedEx SmartPost. Added Missing Item from the Hub Network

Added missing SmartPost Hub: ALPA Allentown (ID=5185).

Shipment Requisitions Database Table. Corrected Storing of AccountCode and CompanyCode

Resolved an issue whereby AccountCode and CompanyCode were being incorrectly stored in the Shipment Requisitions table.

Diagnostics. Fixed Out of Memory Exception when Saving Logs

Added ability to download a zip file containing a set of diagnostic logs. To accommodate this change, a "Generate" button has been added to Shipping Administration's Diagnostics screen.

Hazardous Shipping Setup Guide. Clarified Printing Specifications

The Setting up LabelMaster DGIS documentation has been updated to clarify the printing specifications given for hazardous documents. This is a documentation change only.

Instant Online Postage (IOP). Continuous Stock Now Usable by Other Carriers

The Response printing Thermal “4 inch continuous” stock type for IOP was introduced in 7.1.02. A printer loaded with continuous stock can now be used by other carriers in addition to IOP.

Note that in Shipment Server, the Thermal “4 inch continuous” stock type is still only usable by IOP. This change just allows other carriers to use the same printer and stock. Previously, if you switched carrier, this was not the case.

This change requires an updated version of the printer component.

Note one known issue with this. If you are using continuous stock and subsequently print a USPS Certified Mail 4x4 label (with USPS Server), if you then try and print a normal 4x6 label, it prints incorrectly.

Shipment Requisitions. Now Correctly Posted to the Microsoft Message Queue

Resolved an issue whereby Shipment Requisitions were not being posted to the Microsoft Message Queue.

Project Login Screen Notification Messages. Extended to Include Tenants

The ability to display notification messages on the Projects Login screen was introduced in 7.1.05. This has been extended to include support for tenants. This has not affected how you configure messages.

Delete Project Configuration. Internal Code Update

The code in this area has been updated following an internal code review. There is no customer impact.

Generation 1 Desktop Template. Resolved Issue with ERR and Certified

An issue has been resolved that requires all Generation 1 Desktop Template users to upgrade to the new version introduced in this release (1.14).

See the Project Template Changes section for details on all template changes in this release.

Transtream Changes

This section contains information about Transtream changes and corrections. It can include issues raised in previous releases that have been corrected.

Eastern Connection Installer. Added City and State Fields

The ConnectShip Installation Utility for Eastern Connection now uploads City and State/Province into ConnectShip from the Zone CSV files. If City and State/Province is not required, then the fields can be left blank.

Note: ConnectShip Installation Utility does not validate mentioned fields, and therefore, any spelling mistakes can cause errors when shipping.

Carrier Tracking Server. Fixed UPS Tracking Integration

Resolved an issue with UPS packages not being tracked.

UAT Fixes

Fixed SmartShop Display Issues

Resolved an issue with DHL Express tariffs not displaying with the DHL logo.

Improved the DPD Voiding Message

Improved messaging for customers where voids were attempted. Note that Void is still not supported by DPD.

Fixed Issue with SendSuite Link Sync.exe

Fixed issue whereby case sensitive comparison of email addresses was resulting in some failures to identify linked users. The comparison of email addresses in SendSuite Link Sync.exe is now case insensitive, and will properly identify all linked users.

Fixed Issue with Re-Selecting Hazardous Materials

Resolved an issue with Packaging Instructions radio buttons being greyed out after an amendment has been done to a hazardous shipment.

Fixed Issue with Bill To Address Section in Generation 2 View Project Template

Resolved an issue with the "Bill To Address" section not displaying the bill payer address details.

Also refer to the [Project Template Changes](#) section.

Fixed Issue with Generation 2 Hazardous Ship not Displaying LTL Details in Package Control

Resolved an issue with LTL details not displaying in the Parcel and Line Item section of Generation 2 Hazardous Ship project template.

Refer to the [Project Template Changes](#) section.

Correction to Hazardous Shipping Template Manager JOC

Amended Hazardous Shipping Template JOC. A user will now need to confirm deletion of a hazardous template.

Fixed Issue with Saving a Hazardous Template to a Profile

Generation 2 Hazardous Ship project template's behavior has been corrected to always notify authorised users whether they are in a profile when saving a hazardous template.

Fixed Issue with Printing 2976 Forms for USPS International Shipments

An amendment has been made to the ConnectShip Pierbridge Ship Request xslt to stop the printer being sent to ConnectShip when printing USPS 2976 and 2976A forms, and stop ConnectShip from printing them.

Fixed Issue with User ID Passed to DGIS when Shipping with LabelMaster DGIS

Fixed an issue where shipper details were being overwritten by those saved in a Hazardous Template.

Minor Product Fixes

The following issues have been addressed in this item:

Fixed issue with an error message displaying while printing/reprinting documents.

Fixed issue with USPS File Upload not displaying in the Documents Viewer screen.

Project Template Changes

The following templates have been updated and can be used with this release.

Template	Version	Comments
SendSuite Live View	Generation 2 – 3.0	First issue. Added the following major features: Support for language translations
SendSuite Live Mailroom		Reviewed project templates layout
SendSuite Live Desktop		Support for International Address Validation
SendSuite Live View	Generation 2 – 2.9	Synchronization project template. Resolved an issue with the “Bill To Address” section not displaying the bill payer address details.
SendSuite Live Unified View	Generation 2 – 2.2	Synchronization project template.
SendSuite Live Hazardous Ship	Generation 2 – 2.1	Synchronization project template.
SendSuite Live Desktop	Generation 2 – 2.12	Synchronization project template. Fixed Issue with Processing All Favorite Shipments and Requisitions as Bulk Lists; amended the Bill To address display in the shipment summary window
SendSuite Live Mailroom	Generation 2 – 2.13	Synchronization project template. Amended an issue with text boxes remaining greyed out after processing a bulk shipment

Template	Version	Comments
SendSuite Live View	Generation 1 – 1.14	Synchronization project template. Resolved an issue with the “Bill To Address” section not displaying the bill payer address details.
SendSuite Live Mailroom	Generation 1 – 1.19	Resolved an issue with selecting the Document dropdown when loading an ERR requisition.
SendSuite Live Mailroom	Generation 2 – 2.13	Minor fixes with the bulk list requisition process.
SendSuite Live Desktop	Generation 2 – 2.12	Fixed a display issue in Shipment Summary.
SendSuite Live Desktop	Generation 2 – 3.0	Fixed a display issue in Shipment Summary.
SendSuite Live Hazardous Ship	Generation 2 – 2.1	Fixed issue with LTL details not displaying in the Parcel and Line Items section.
SendSuite Live Mailroom	Generation 2 – 3.0	Minor fixes with the bulk list requisition process.
SendSuite Live Desktop	Generation 2 – 2.13 Generation 2 – 3.0	Fixed Issue with Processing All Favorite Shipments and Requisitions as Bulk Lists; Support for Processing e-Certified and ERR Shipments without Cost Centers; added ability to disable Cost Centers
SendSuite Live Mailroom	Generation 2 – 2.14 Generation 2 – 3.0	Support for Processing e-Certified and ERR Shipments without Cost Centers; added ability to disable Cost Centers and decouple Cost Centers from a manual meter
SendSuite Hazardous Ship	Generation 2 – 2.1	Support for Package-Level Hazardous Templates; added ability to disable Cost Centers

Template	Version	Comments
SendSuite Live Desktop	Generation 2 – 2.13 Generation 2 – 3.0	These project templates contain the following fixes and enhancements: Improved support for International rate shopping. Disabled the ERR and eCertified check boxes when shipping with carriers other than USPS. Added a new blank value to the Terms of Sale dropdown, which uses data configured in Shipping Administration's International Defaults
SendSuite Live Mailroom	Generation 2 – 2.14 Generation 2 – 3.0	These project templates contain the following fixes and enhancements: Added a new blank value to the Terms of Sale dropdown, which uses data configured in Shipping Administration's International Defaults Corrected rating functionality when shipping with USPS Server using cost centers or postal meter
SendSuite Live View	Generation 1 – 1.15 Generation 2 – 2.9 Generation 2 – 3.0	These project templates contain the following fixes and enhancements: Added support for pagination Corrected BPOD viewer
SendSuite Live Archive View	Generation 1 – 1.0 Generation 2 – 2.0	This is a new template to view archived and current shipments.
SendSuite Live Archive View	Generation 2 – 2.0	D-03554. Duplicate Labels.
SendSuite Live View	Generation 2 – 2.9 Generation 2 – 3.0	
SendSuite Live Desktop	Generation 1 – 1.14	D-03555. Issue with ERR and Certified.

Possible Breaking Changes

This section lists all changes that have the potential to break legacy functionality. Please review the contents of this section before updating any project to understand the changes that are being made and any actions that you need to take prior to applying the patches.

What the patch changes	What you need to do
<p>B-04411 Cost Centers. Added Ability to Disable Cost Centers</p> <p>Following this update, all existing Cost Centres will now be disabled, whereas all newly created Cost Ceters will be enabled.</p>	<p>Prior to using a Cost Center, make sure the “enabled” check box in Shipping Administration is selected.</p>
<p>D-03468 ERR Coversheets. Changed Ordering Of Address Lines</p> <p>New files have been added to the Outputs folder in Shipment Server.</p>	<p>In order to retain your existing customizations in the Outputs folder, it is recommended that you back up the folder and restore any customized files after the product upgrade.</p>
<p>D-03458 Document, Label Request. Added Output GUID to Allow Reprinting</p> <p>Appropriate nodes from the "OutputOverrides" node in both Ship and Return Requests has been moved into the already existing Outputs/Output block.</p>	<p>Following the change, it is recommended to use the "Outputs/Output" block.</p>
<p>D-03463 UPS SurePost, FedEx. Corrected Storing of COD Return Tracking Number</p> <p>Renamed schema to include capital “B” as follows: PierbridgeShipResponse/Packages/Package/ CODWayBillNumber</p> <p>The node has been renamed to keep it consistent with the other WayBillNumber nodes in the response, and to correct an issue where it would not be populated with a value.</p>	<p>Make sure to use the updated version of the node, as described on the left.</p>
<p>D-03500 Active Reports. Support for Printing in Raw Format</p> <p>Changed configuration nomenclature:</p> <p>All existing output records that have “ActiveReports” configured as a printer type, will now automatically change to “Windows” and retain previous functionality.</p>	<p>If you wish to print Active Reports in color, select the “Active Reports” printer type.</p>

What the patch changes	What you need to do
<p>D-02083 Active Reports. Fixed Display Issues when Exporting to Word or Excel</p> <p>New files have been added to the Outputs folder in Shipment Server.</p>	<p>In order to retain your existing customizations in the Outputs folder, it is recommended that you back up the folder and restore any customized files after the product upgrade.</p>
<p>D-03530 Breaking Change for Custom Branding Users</p> <p>This patch will revert all custom styling back to the product defaults.</p>	<p>See the release notes for more details.</p>

XML Schema Changes

The following XML Schema changes are included in this release.

Schema Name	Change	Description
Pierbridge Pending Request	Added ValueCurrency to the COD element.	Currency of the value that is to be collected by the carrier when the package is delivered.
PierbridgeReturnRequest	Added Residential element to Sender node	Indicates whether the sender's address is commercial or residential.
PierbridgeInsuranceResponse	Moved URL, Width, and Height elements inside the Pages and Page container elements.	
PierbridgePackItemAddResponse		
PierbridgePackItemPrintResponse		
PierbridgePrintResponse		
PierbridgeReturnResponse		
PierbridgeShipRequisitionResponse		
PierbridgeShipResponse		
PierbridgeSignatureResponse		
PierbridgeAdvanceShipNoticeResponse		
PierbridgeConsolidatedShipmentCloseResponse		